

LABOMAT

CLEANING MACHINES

POLISHER
WALK BEHIND
RIDE ON
SWEEPER
CARPET CLEANER
CARPET DRYER


 Laboory





OPTIMAL AND EFFICIENT WAY TO CLEAN EVERY KIND OF FLOOR

Labomat Cleaning Machines provide optimal, efficient and innovative solutions for cleaning according to every kind and in size of places with large range various products.



LABOMAT DRY 900E

HALI KURUTMA MAKİNESİ
CARPET DRYER

GÜÇ / POWER	900 W
VOLTAJ - FREKANS / VOLTAGE - FREQUENCY	220-230 V / 50-60 HZ
AKIM / CURRENT	4 A
KONDANSATOR / CAPACITOR	20 UF
HAVA DAĞITIMI / AIR DELIVERY	110 M ² /DK - 120 M ² /DK - 160 M ² /DK
FAN DÖNME HIZI / SPEED OF ROTATION	1000 / 1200 / 1400 RPM
FAN ÇAPI / FAN DIAMETER	270 MM
KABLO UZUNLUĞU / POWER CABLE	7 M



LABOMAT CC 40E

HALI YIKAMA MAKİNESİ
CARPET CLEANER


VOLTAJ - FREKANS / VOLTAGE - FREQUENCY	220 – 230 V / 50 – 60 HZ
GÜÇ / POWER	2300 W
GÜÇ KABLOSU UZUNLUĞU / POWER CORD LENGTH	18 M
FIRÇA DÖNÜŞ HIZI / ROLLER BRUSH SPEED	1400 RPM
FIRÇA MOTORU / ROLLER MOTOR	150 W
FIRÇA GENİŞLİĞİ / ROLLER WIDTH	400 MM
EMİŞ MOTORU / SUCTION MOTOR	1000 W X 2
SİLİCİ LASTİK GENİŞLİĞİ / SQUEEGEE WIDTH	460 MM
VAKUM DERECESESİ / VACUUM DEGREE	34 KPA
HAVA AKIMI / AIR VOLUME	335 M ³
SU POMPA MOTORU / WATER PUMP	130 W
SU BASINCI / WATER PRESSURE	120 PSI
TEMİZ SU TANK KAPASİTESİ / CLEAN WATER TANK	21 L
KİRLİ SU TANK KAPASİTESİ / DIRTY WATER TANK	38 L
ÜRÜN ÖLÇÜLERİ / PRODUCT SIZE	111 X 55 X 94,5 CM
BRÜT AĞIRLIK / GROSS WEIGHT	65 KG
NET AĞIRLIK / NET WEIGHT	46,2 KG



LABOMAT DISC 1100P

ZEMİN BAKIM HALI YIKAMA & ÇİLALAMA MAKİNESİ
FLOOR CARE CARPET CLEANER & POLISHING MACHINE

MOTOR GÜCÜ / MOTOR POWER	1100 W
VOLTAJ / VOLTAGE	220-240 AC V
FREKANS / FREQUENCY	50/60 Hz
ÇALIŞMA GENİŞLİĞİ / WORKING WIDTH	430 mm
FIRÇA ÇAPI / BRUSH DIAMETER	ø 430 (17") mm
FIRÇA DEVİR HIZI / BRUSH SPEED	154 rpm
TANK KAPASİTESİ / TANK CAPACITY	13 L
TEKERLEKLER / WHEELS	2 x ø125 mm PVC
ÜRÜN AĞIRLIĞI / PRODUCT WEIGHT	48 kg
GÜÇ KABLOSU UZUNLUĞU / POWER CORD LENGTH	12 m
SES BASINÇ SEVİYESİ (EN ISO 11201) / SOUND PRESSURE LEVEL	54 dB (A)
KOLİ ÖLÇÜLERİ / BOX DIMENSIONS	
LABOMAT AKS 1100B ANA MOTOR GÖVDE / MAIN MOTOR BODY	450 x 560 x 335 mm 37.3 kg
LABOMAT AKS 1100H EL TUTMA / HANDLE	130 x 450 x 1150 mm 6.5 kg
LABOMAT AKS 1100T SU TANKI / WATER TANK	205 x 290 x 550 mm 2.7 kg
LABOMAT AKS 1100HB SERT FIRÇA / HARD BRUSH	80 x 385 x 385 mm 2.8 kg
LABOMAT AKS 1100SB YUMUŞAK FIRÇA / SOFT BRUSH	80 x 385 x 385 mm 2.8 kg
LABOMAT AKS 1100PH PED TUTUCU / PAD HOLDER	65 x 415 x 415 mm 2.3 kg
KONTEYNER / CONTAINER (20'/40'/40'HQ)	127 / 259 / 309 Adet/Pcs.



LABOMAT 35B

KOMPAKT AKÜLÜ ZEMİN TEMİZLEME MAKİNESİ
COMPACT SCRUBBER DRYER WITH BATTERIES


ÇALIŞMA GENİŞLİĞİ / WORKING WIDTH	350 mm
SİLİCİ LASTİK GENİŞLİĞİ / SQUEEGEE WIDTH	420 mm
ÇALIŞMA VERİMLİLİĞİ / WORK CAPACITY	850 m ² /saat
FIRÇA ÇAPI / BRUSH DIAMETER	ø 350 mm (13")
FIRÇA DEVİR HIZI / BRUSH SPEED	185 rpm
FIRÇA BASINCI / PRESSURE ON THE BRUSHES	15 kg
FIRÇA MOTORU / BRUSH MOTOR; RATED POWER	400 W
YÜRÜYÜŞ HIZI / MAXIMUM FORWARD SPEED	-
MAKSİMUM EĞİM / MAXIMUM GRADIENT	5%
VAKUM MOTORU / SUCTION MOTOR	380 W
EMİŞ VAKUMU / SUCTION VACUUM	65 Ltr/Sec
TEMİZ SU TANKI / SOLUTION TANK	11 L
KİRLİ SU TANKI / RECOVERY TANK	13 L
AKÜ / BATTERY	24 V / 35 Ah (2 x 12V / 35A)
AKÜ ŞARJ SÜRESİ / BATTERY CHARGE DURATION	4~5 h
MAKSİMUM ÇALIŞMA SÜRESİ / MAXIMUM WORK TIME	2~3 h
SES BASINÇ SEVİYESİ (EN ISO 11201) / SOUND PRESSURE LEVEL	62 dB (A)
KOLİ ÖLÇÜLERİ (E x B x Y) / CARTON DIMENSION (W x L x H)	46 x 95 x 62 cm
KOLİ AĞIRLIK / CARTON WEIGHT	65 kg
KONTEYNER / CONTAINER (20'/40'/40'HQ)	72 / 150 / 200 Adet/Pcs.



LABOMAT 30E

ARKADAN İTMELİ ELEKTRİKLİ ZEMİN TEMİZLEME MAKİNESİ
WALK BEHIND SCRUBBER DRYER WITH WITH CABLE


ÇALIŞMA GENİŞLİĞİ / WORKING WIDTH	430 mm
SİLİCİ LASTİK GENİŞLİĞİ / SQUEEGEE WIDTH	620 mm
ÇALIŞMA VERİMLİLİĞİ / WORK CAPACITY	1500 m ² /saat
FİRÇA ÇAPI / BRUSH DIAMETER	ø 380 (15") mm
FİRÇA DEVİR HIZI / BRUSH SPEED	135 rpm
FİRÇA BASINCI / PRESSURE ON THE BRUSHES	30 kg
FİRÇA MOTORU / BRUSH MOTOR	600 W
ÇALIŞMA TİPİ / TYPE OF ADVANCE	Semi-automatic
MAKSİMUM EĞİM / MAXIMUM GRADIENT	5%
VAKUM MOTORU / SUCTION MOTOR	480 W
EMİŞ VAKUMU / SUCTION VACUUM	55 Ltr/Sec
TEMİZ SU TANKI / SOLUTION TANK	28 L
KİRLİ SU TANKI / RECOVERY TANK	30 L
VOLTAJ / VOLTAGE	220-230 AC V
FREKANS / FREQUENCY	50/60 Hz
SES BASINÇ SEVİYESİ (EN ISO 11201) /SOUND PRESSURE LEVEL	61 dB (A)
KOLİ ÖLÇÜLERİ (E x B x Y) / CARTON DIMENSION (W x L x H)	100 x 57 x 84 cm
KOLİ AĞIRLIK / CARTON WEIGHT	90 kg
GÜÇ KABLOSU UZUNLUĞU / POWER CORD LENGTH	15 m
KONTEYNER / CONTAINER (20'/40'/40'HQ)	32 / 72 / 72 Adet/Pcs.



LABOMAT 30B

ARKADAN İTMELİ AKÜLÜ ZEMİN TEMİZLEME MAKİNESİ
WALK BEHIND SCRUBBER DRYER WITH BATTERY

ÇALIŞMA GENİŞLİĞİ / WORKING WIDTH	430 mm
SİLİCİ LASTİK GENİŞLİĞİ / SQUEEGEE WIDTH	620 mm
ÇALIŞMA VERİMLİLİĞİ / WORK CAPACITY	1500 m ² /saat
FİRÇA ÇAPI / BRUSH DIAMETER	ø 380 (15") mm
FİRÇA DEVİR HIZI / BRUSH SPEED	180 rpm
FİRÇA BASINCI / PRESSURE ON THE BRUSHES	30 kg
FİRÇA MOTORU / BRUSH MOTOR	550 W
ÇALIŞMA TİPİ / TYPE OF ADVANCE	Semi-automatic
MAKSİMUM EĞİM / MAXIMUM GRADIENT	5%
VAKUM MOTORU / SUCTION MOTOR	380 W
EMİŞ VAKUMU / SUCTION VACUUM	55 Ltr/Sec
TEMİZ SU TANKI / SOLUTION TANK	28 L
KİRLİ SU TANKI / RECOVERY TANK	30 L
AKÜ / BATTERY	24 V / 100 Ah (2 x 12V / 100A)
AKÜ ŞARJ SÜRESİ / BATTERY CHARGE DURATION	6 h
MAKSİMUM ÇALIŞMA SÜRESİ / MAXIMUM WORK TIME	4~5 h
SES BASINÇ SEVİYESİ (EN ISO 11201) /SOUND PRESSURE LEVEL	61 dB (A)
KOLİ ÖLÇÜLERİ (E x B x Y) / CARTON DIMENSION (W x L x H)	100 x 57 x 84 cm
KOLİ AĞIRLIK / CARTON WEIGHT	103 kg
KONTEYNER / CONTAINER (20'/40'/40'HQ)	32 / 72 / 72 Adet/Pcs.



LABOMAT 55B

ARKADAN İTMELİ AKÜLÜ ZEMİN TEMİZLEME MAKİNESİ
WALK BEHIND SCRUBBER DRYER WITH BATTERY

ÇALIŞMA GENİŞLİĞİ / WORKING WIDTH	530 mm
SİLİCİ LASTİK GENİŞLİĞİ / SQUEEGEE WIDTH	770 mm
ÇALIŞMA VERİMLİLİĞİ / WORK CAPACITY	2200 m ² /saat
FIRÇA ÇAPI / BRUSH DIAMETER	ø 508 (20") mm
FIRÇA DEVİR HIZI / BRUSH SPEED	180 rpm
FIRÇA BASINCI / PRESSURE ON THE BRUSHES	30-40 kg Ayarlanabilir/Adjustable
FIRÇA MOTORU / BRUSH MOTOR	550 W
MAKSİMUM EĞİM / MAXIMUM GRADIENT	5%
VAKUM MOTORU / SUCTION MOTOR	380 W
EMİŞ VAKUMU / SUCTION VACUUM	65 Ltr/Sec
TEMİZ SU TANKI / SOLUTION TANK	45 L
KİRLİ SU TANKI / RECOVERY TANK	56 L
AKÜ / BATTERY	24 V / 100 Ah (2 x 12V / 100A)
AKÜ ŞARJ SÜRESİ / BATTERY CHARGE DURATION	6 h
MAKSİMUM ÇALIŞMA SÜRESİ / MAXIMUM WORK TIME	4-5 h
SES BASINÇ SEVİYESİ (EN ISO 11201) / SOUND PRESSURE LEVEL	61 dB (A)
KOLİ ÖLÇÜLERİ (E x B x Y) / CARTON DIMENSION (W x L x H)	127 x 67 x 109 cm
KOLİ AĞIRLIK / CARTON WEIGHT	154 kg
KONTEYNER / CONTAINER (20'/40'/40'HQ)	13 / 27 / 54 Adet/Pcs.



LABOMAT 75B

BİNİCİLİ AKÜLÜ ZEMİN TEMİZLEME MAKİNESİ
RIDE-ON SCRUBBER DRYER WITH BATTERY


ÇALIŞMA GENİŞLİĞİ / WORKING WIDTH	530 mm
SİLİCİ LASTİK GENİŞLİĞİ / SQUEEGEE WIDTH	770 mm
ÇALIŞMA VERİMLİLİĞİ / WORK CAPACITY	2700 m ² /saat
FIRÇA ÇAPI / BRUSH DIAMETER	ø 508 (20") mm
FIRÇA DEVİR HIZI / BRUSH SPEED	180 rpm
FIRÇA BASINCI / PRESSURE ON THE BRUSHES	30 kg
FIRÇA MOTORU / BRUSH MOTOR	550 W
YÜRÜYÜŞ HIZI / MAXIMUM FORWARD SPEED	6 km/h
MAKSİMUM EĞİM / MAXIMUM GRADIENT	15%
VAKUM MOTORU / SUCTION MOTOR	380 W
EMİŞ VAKUMU / SUCTION VACUUM	65 Ltr/Sec
TEMİZ SU TANKI / SOLUTION TANK	65 L
KİRLİ SU TANKI / RECOVERY TANK	75 L
AKÜ / BATTERY	24 V / 100 Ah (2 x 12V / 100A)
AKÜ ŞARJ SÜRESİ / BATTERY CHARGE DURATION	6 h
MAKSİMUM ÇALIŞMA SÜRESİ / MAXIMUM WORK TIME	4-5 h
SES BASINÇ SEVİYESİ (EN ISO 11201) / SOUND PRESSURE LEVEL	61 dB (A)
KOLİ ÖLÇÜLERİ (E x B x Y) / CARTON DIMENSION (W x L x H)	198 x 62 x 103 cm
KOLİ AĞIRLIK / CARTON WEIGHT	220 kg
KONTEYNER / CONTAINER (20'/40'/40'HQ)	13 / 27 / 54 Adet/Pcs.



LABOMAT 140B

BİNİCİLİ AKÜLÜ ZEMİN TEMİZLEME MAKİNESİ
RIDE-ON SCRUBBER DRYER WITH BATTERY


ÇALIŞMA GENİŞLİĞİ / WORKING WIDTH	860 mm
SİLİCİ LASTİK GENİŞLİĞİ / SQUEEGEE WIDTH	1080 mm
ÇALIŞMA VERİMLİLİĞİ / WORK CAPACITY	5500 m ² /saat
FİRÇA ÇAPI / BRUSH DIAMETER	ø 381 mm (15") x 2
FİRÇA DEVİR HIZI / BRUSH SPEED	180 rpm
FİRÇA BASINCI / PRESSURE ON THE BRUSHES	50 kg
FİRÇA MOTORU / BRUSH MOTOR; RATED POWER	550 x 2 W
YÜRÜYÜŞ HIZI / MAXIMUM FORWARD SPEED	7 km/h
MAKSİMUM EĞİM / MAXIMUM GRADIENT	15%
VAKUM MOTORU / SUCTION MOTOR	550 W
EMİŞ VAKUMU / SUCTION VACUUM	90 Ltr/Sec
TEMİZ SU TANKI / SOLUTION TANK	130 L
KİRLİ SU TANKI / RECOVERY TANK	140 L
AKÜ / BATTERY	24 V / 200 Ah (4 x 6V / 200A)
AKÜ ŞARJ SÜRESİ / BATTERY CHARGE DURATION	8 h
MAKSİMUM ÇALIŞMA SÜRESİ / MAXIMUM WORK TIME	4~5 h
SES BASINÇ SEVİYESİ (EN ISO 11201) / SOUND PRESSURE LEVEL	61 dB (A)
KOLİ ÖLÇÜLERİ (E x B x Y) / CARTON DIMENSION (W x L x H)	165 x 108 x 130 mm
KOLİ AĞIRLIK / CARTON WEIGHT	323 kg
KONTEYNER / CONTAINER (20'/40'/40'HQ)	6 / 13 / 13 Adet/Pcs.



LABOMAT 195B

BİNİCİLİ AKÜLÜ ZEMİN TEMİZLEME MAKİNESİ
RIDE-ON SCRUBBER DRYERS WITH BATTERIES


ÇALIŞMA GENİŞLİĞİ / WORKING WIDTH	900 mm
SİLİCİ LASTİK GENİŞLİĞİ / SQUEEGEE WIDTH	1100 mm
ÇALIŞMA VERİMLİLİĞİ / WORK CAPACITY	6200 m ² /saat
FİRÇA ÇAPI / BRUSH DIAMETER	ø 430 mm (17") x 2
FİRÇA DEVİR HIZI / BRUSH SPEED	180 rpm
FİRÇA BASINCI / PRESSURE ON THE BRUSHES	40 kg
FİRÇA MOTORU / BRUSH MOTOR; RATED POWER	650 W x 2
YÜRÜYÜŞ HIZI / MAXIMUM FORWARD SPEED	6 km/h
MAKSİMUM EĞİM / MAXIMUM GRADIENT	15%
VAKUM MOTORU / SUCTION MOTOR	550 W
EMİŞ VAKUMU / SUCTION VACUUM	90 Ltr/Sec
TEMİZ SU TANKI / SOLUTION TANK	180 L
KİRLİ SU TANKI / RECOVERY TANK	195 L
AKÜ / BATTERY	36 V / 200 Ah (6 x 6V / 200A)
AKÜ ŞARJ SÜRESİ / BATTERY CHARGE DURATION	8 h
MAKSİMUM ÇALIŞMA SÜRESİ / MAXIMUM WORK TIME	4~5 h
SES BASINÇ SEVİYESİ (EN ISO 11201) / SOUND PRESSURE LEVEL	61 dB (A)
KOLİ ÖLÇÜLERİ (E x B x Y) / CARTON DIMENSION (W x L x H)	102 x 170 x 160 cm
KOLİ AĞIRLIK / CARTON WEIGHT	600 kg
KONTEYNER / CONTAINER (20'/40'/40'HQ)	6 / 13 / 13 Adet/Pcs.



LABOMAT 345B

BİNİCLİ AKÜLÜ KOMBİNE ZEMİN TEMİZLEME MAKİNESİ
COMBINED RIDE-ON SCRUBBER WITH BATTERIES


ÇALIŞMA GENİŞLİĞİ / WORKING WIDTH	1015 mm
SİLİCİ LASTİK GENİŞLİĞİ / SQUEEGEE WIDTH	1020 mm
ÇALIŞMA VERİMLİLİĞİ / WORK CAPACITY	8600 m ² /saat
FIRÇA ÇAPI / BRUSH DIAMETER	ø 510 mm (20") x 2
FIRÇA DEVİR HIZI / BRUSH SPEED	215 rpm
FIRÇA BASINCI / PRESSURE ON THE BRUSHES	45 kg
FIRÇA MOTORU / BRUSH MOTOR; RATED POWER	750 W x 2
YÜRÜYÜŞ HIZI / MAXIMUM FORWARD SPEED	6.5 km/h
MAKSİMUM EĞİM / MAXIMUM GRADIENT	10%
VAKUM MOTORU / SUCTION MOTOR	650 W x 2
EMİŞ VAKUMU / SUCTION VACUUM	196 Ltr/Sec
TEMİZ SU TANKI / SOLUTION TANK	285 L
KİRLİ SU / RECOVERY TANK	346 L
AKÜ / BATTERY	36 V / 460 Ah (Block)
AKÜ ŞARJ SÜRESİ / BATTERY CHARGE DURATION	7~8 h
MAKSİMUM ÇALIŞMA SÜRESİ / MAXIMUM WORK TIME	7~8 h
SES BASINÇ SEVİYESİ (EN ISO 11201) / SOUND PRESSURE LEVEL	62 dB (A)
KOLİ ÖLÇÜLERİ (E x B x Y) / CARTON DIMENSION (W x L x H)	124 x 210 x 170 cm
KOLİ AĞIRLIK / CARTON WEIGHT	1525 kg
KONTEYNER / CONTAINER (20'/40'/40'HQ)	4 / 9 / 9 Adet/Pcs.



LABOMAT SWP 950M

ARKADAN İTMELİ VAKUMLU MANUEL SÜPÜRÜCÜ
WALK BEHIND MANUAL SWEEPER WITH VACUUM

SÜRÜŞ TİPİ / DRIVE	MANUEL
SÜPÜRME GENİŞLİĞİ / SWEEPING WIDTH	950 mm
ÇALIŞMA GENİŞLİĞİ (ANA FIRÇA) / WORKING WIDTH (MAIN BRUSH)	614 mm
ÇALIŞMA GENİŞLİĞİ (YAN FIRÇA) / WORKING WIDTH (SIDE BRUSH)	330 mm x 2
ÇALIŞMA VERİMLİLİĞİ / WORK CAPACITY	3800 m ² /saat
ÇÖP HAZNE KAPASİTESİ / DEBRIS HOPPER CAPACITY	45 L
KOLİ ÖLÇÜLERİ (E x B x Y) / CARTON DIMENSION (W x L x H)	88 x 80 x 39 cm
KOLİ AĞIRLIK / CARTON WEIGHT	29 Kg
KONTEYNER / CONTAINER (20'/40'/40'HQ)	84 / 172 / 216 Adet/Pcs.



LABOMAT SWP 130B

BİNİCİLİ AKÜLÜ ZEMİN SÜPÜRÜCÜSÜ
RIDE-ON SWEEPER WITH BATTERY

ÇALIŞMA GENİŞLİĞİ (ANA FIRÇA) / WORKING WIDTH (MAIN BRUSH)	800 mm
ÇALIŞMA GENİŞLİĞİ (YAN FIRÇA) / WORKING WIDTH (SIDE BRUSH)	400 mm x 2
ÇALIŞMA VERİMLİLİĞİ / WORK CAPACITY	10000 m ² /saat
MAKSİMUM EĞİM / MAXIMUM GRADIENT	15%
ÇÖP HAZNE KAPASİTESİ / DEBRIS HOPPER CAPACITY	130 L
FİLTRELEME YÜZEYİ / FILTRATION SURFACE	4.2 m ²
ANA FIRÇA MOTORU / MAIN BRUSH MOTOR	800 W
YAN FIRÇA MOTORU / SIDE BRUSH MOTOR	90 W x 2
YÜRÜYÜŞ MOTORU / FORWARD MOTOR	1200 W
AKÜ / BATTERY	48 V / 120 Ah (4 x 12V / 120A)
AKÜ ŞARJ SÜRESİ / BATTERY CHARGE DURATION	7 h
MAKSİMUM ÇALIŞMA SÜRESİ / MAXIMUM WORK TIME	5 h
KOLİ ÖLÇÜLERİ (E x B x Y) / CARTON DIMENSIONS (W x L x H)	140 x 98 x 160 cm
KOLİ AĞIRLIK / CARTON WEIGHT	480 kg
KONTEYNER / CONTAINER (20'/40'/40'HQ)	6 / 13 / 13 Adet/Pcs.



LABOMAT SWP 180B

BİNİCİLİ AKÜLÜ ZEMİN SÜPÜRÜCÜSÜ
RIDE-ON SWEEPER WITH BATTERY

ÇALIŞMA GENİŞLİĞİ (ANA FIRÇA) / WORKING WIDTH (MAIN BRUSH)	1000 mm
ÇALIŞMA GENİŞLİĞİ (YAN FIRÇA) / WORKING WIDTH (SIDE BRUSH)	600 mm x 2
ÇALIŞMA VERİMLİLİĞİ / WORK CAPACITY	13000 m ² /saat
MAKSİMUM EĞİM / MAXIMUM GRADIENT	15%
ÇÖP HAZNE KAPASİTESİ / DEBRIS HOPPER CAPACITY	180 L
FİLTRELEME YÜZEYİ / FILTRATION SURFACE	7 m ²
ANA FIRÇA MOTORU / MAIN BRUSH MOTOR	1000 W
YAN FIRÇA MOTORU / FORWARD MOTOR	90 W x 2
YÜRÜYÜŞ MOTORU / FORWARD MOTOR	1500 W
AKÜ / BATTERY	36 V / 200 Ah (6 x 6V / 200A)
AKÜ ŞARJ SÜRESİ / BATTERY CHARGE DURATION	8 h
MAKSİMUM ÇALIŞMA SÜRESİ / MAXIMUM WORK TIME	5 h
KOLİ ÖLÇÜLERİ (E x B x Y) / CARTON DIMENSION (W x L x H)	120 x 200 x 160 cm
KOLİ AĞIRLIK / CARTON WEIGHT	784 kg
KONTEYNER / CONTAINER (20'/40'/40'HQ)	4 / 9 / 9 Adet/Pcs.





LABOORY KİMYA SAN. TİC. A.Ş.

www.laboory.com